



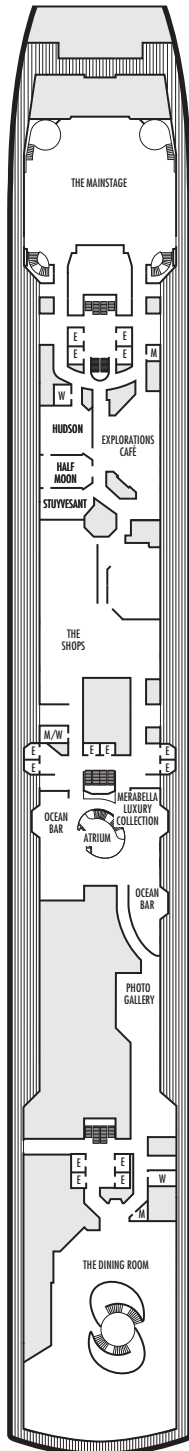
MAIN DECK
Staterooms 1001–1127



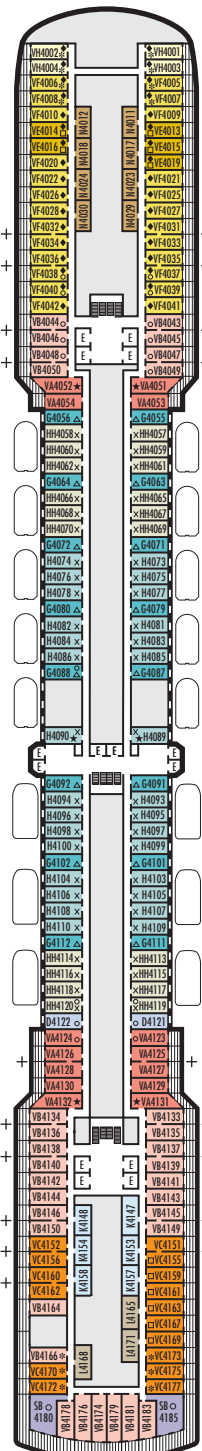
LOWER PROMENADE DECK



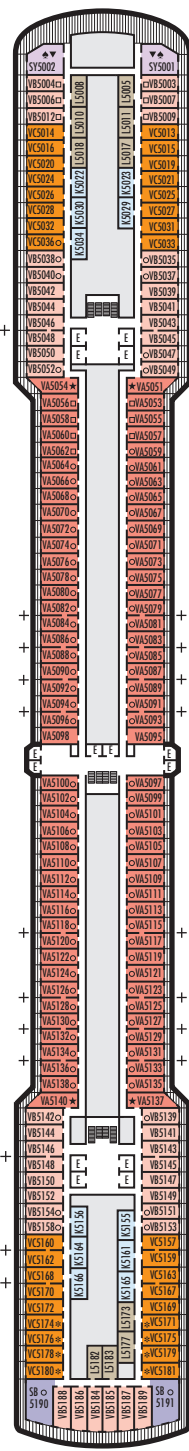
PROMENADE DECK



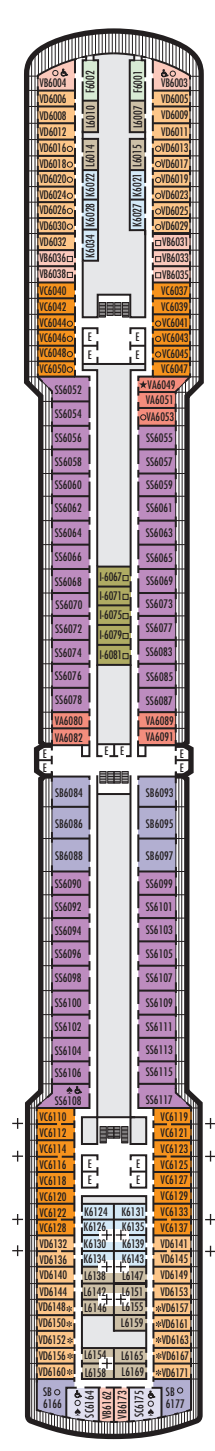
UPPER PROMENADE DECK
Staterooms 4001–4185



VERANDAH DECK
Staterooms 5001–5191



UPPER VERANDAH DECK
Staterooms 6001–6177



STATEROOM SYMBOL LEGEND

- Quad (2 lower beds, 1 sofa bed, 1 upper)
- Triple (2 lower beds, 1 sofa bed)
- △ Partial sea view
- × Fully obstructed view
- ⊕ Connecting rooms
- * Shower only
- ◆ Single-sink vanity
- ◆ Staterooms have solid steel verandah railings instead of clear-view Plexiglas® railings

ACCESSIBILITY STATEROOM SYMBOL LEGEND

- ♿ Suites SC6175 & SC6164 are fully accessible, bathtub and roll-in shower. Suite SS6108 and staterooms I-8037, VB6004, VB6003, D1100, C1082, C1081, J1074, K1012 & K1011 are fully accessible, roll-in shower only.
- ▼ Suites SY8068, SY5002 & SY5001 are fully accessible with single side approach to the bed, bathtub and roll-in shower
- ★ Staterooms VA8032, VA8031, VA6049, VA5140, VA5137, VA5054, VA5051, VA4132, VA4131, H4090, H4089, VA4052 & VA4051 are ambulatory accessible, roll-in shower only

SHIP SPECIFICATIONS & FACILITIES

- 1,972 Guests
- 811 Crew
- 82,318 Gross Tons
- 936 Feet Long
- 11 Guest Decks
- Wrap-around Promenade Deck
- 6 Restaurants & Cafes
- 7 Entertainment Venues
- 10 Lounges/Bars
- 2 Outdoor Swimming Pools (one with sliding glass roof)
- Spa & Salon
- Fitness Center
- Suite Lounge
- Duty-free Shops
- Library/Internet Cafe
- Onboard Wi-Fi Access
- Casino
- Sport Courts

ROTTERDAM DECK
Staterooms 7001-7145

NAVIGATION DECK
Staterooms 8001-8147

LIDO DECK

OBSERVATION DECK
Staterooms 10001-10026

SPORTS DECK

NOORDAM

DECK PLANS & STATEROOMS

The deck plans are color-coded by category of stateroom, and the category letter precedes the stateroom number in each room. All staterooms are equipped with flat-panel television, DVD player, mini-bar, mini-safe, data port, telephone and multichannel music.

Important Note: Not all staterooms within each category have the same furniture configuration and/or facilities. Appropriate symbols within the rooms on the deck plans describe differences from the stateroom descriptions below.

VERANDAH SUITES

PS

Pinnacle Suites: Bedroom with 1 king-size bed, oversize whirlpool bath & shower & additional shower stall, living room, dining room, dressing room, private verandah with whirlpool, pantry, 1 sofa bed for 2 persons, microwave, refrigerator, guest toilet, private stereo system, floor-to-ceiling windows.

SA SB SC

Neptune Suites: 2 lower beds convertible to 1 king-size bed, bathroom with dual-sink vanity, full-size whirlpool bath & shower & additional shower stall, large sitting area, dressing room, private verandah, 1 sofa bed for 2 persons, floor-to-ceiling windows.

SS SY SZ

Signature Suites: 2 lower beds convertible to 1 king-size bed, bathroom with dual-sink vanity, full-size whirlpool bath & shower & additional shower stall, large sitting area, private verandah, 1 sofa bed for 1 person, floor-to-ceiling windows.

VERANDAH STATEROOMS

VA VB VC VD VE VF VH

Verandah: 2 lower beds convertible to 1 queen-size bed, bathtub & shower, sitting area, private verandah, floor-to-ceiling windows.

OCEAN-VIEW STATEROOMS

C D DD E F

Large: 2 lower beds convertible to 1 queen-size bed, bathtub & shower.

G H HH

Large: 2 lower beds convertible to 1 queen-size bed, bathtub & shower. All G-category staterooms have partial sea views. All H- & HH-category staterooms have fully obstructed views.

INTERIOR STATEROOMS

I J K L M MM N

Large or Standard: 2 lower beds convertible to 1 queen-size bed, shower.

